

Monday through Friday

Effective Dec 11 2022

602

Eastbound Al Este (Approximate Times/Tiempos Aproximados)

| PACIFIC PALISADES | | BRENTWOOD | WESTWOOD |
|----------------------------|----------------|-----------------|----------------------------|
| 1 | 2 | 3 | 5 |
| Sunset & Pacific Coast Hwy | Sunset & Capri | Sunset & Church | Veteran & Federal Building |
| 5:31A | 5:44A | 5:52A | 6:09A |
| 6:21 | 6:34 | 6:43 | 7:00 |
| 7:08 | 7:22 | 7:34 | 7:51 |
| 7:29 | 7:43 | 7:56 | 8:13 |
| 8:26 | 8:41 | 8:52 | 9:09 |
| 9:14 | 9:29 | 9:40 | 9:57 |
| 9:59 | 10:14 | 10:25 | 10:42 |
| 10:43 | 10:59 | 11:11 | 11:28 |
| 11:28 | 11:44 | 11:56 | 12:13P |
| 12:12P | 12:29P | 12:42P | 12:59 |
| — | — | A12:42 | 12:59 |
| 12:57 | 1:14 | 1:27 | 1:45 |
| — | — | A2:01 | 2:20 |
| 1:42 | 1:59 | 2:14 | 2:33 |
| — | — | B2:35 | 2:54 |
| 2:25 | 2:44 | 3:06 | 3:25 |
| — | — | C3:32 | 3:51 |
| H3:01 | 3:20 | 3:42 | 4:01 |
| 3:10 | 3:29 | 3:51 | 4:10 |
| 3:56 | 4:14 | 4:36 | 4:55 |
| 4:41 | 4:59 | 5:14 | 5:32 |
| 5:27 | 5:44 | 5:59 | 6:17 |
| 6:13 | 6:29 | 6:42 | 7:00 |
| 6:58 | 7:14 | 7:26 | 7:43 |
| 7:43 | 7:59 | 8:10 | 8:27 |
| J8:34 | 8:50 | 8:59 | 9:16 |
| J9:30 | 9:45 | 9:53 | 10:10 |
| J10:25 | 10:40 | 10:48 | 11:05 |
| J11:23 | 11:37 | 11:45 | 12:02A |

Westbound Al Oeste (Approximate Times/Tiempos Aproximados)

| WESTWOOD | | PACIFIC PALISADES | |
|----------------------------|-------------------|-------------------|----------------------------|
| 5 | 4 | 2 | 1 |
| Veteran & Federal Building | Le Conte & Gayley | Sunset & Capri | Sunset & Pacific Coast Hwy |
| 6:03A | 6:13A | 6:32A | 6:47A |
| 6:33 | 6:44 | 7:05 | 7:21 |
| 6:58 | 7:09 | 7:31 | 7:48 |
| 7:23 | 7:34 | 7:56 | 8:12 |
| 8:07 | 8:19 | 8:41 | 8:56 |
| 8:52 | 9:04 | 9:26 | 9:41 |
| 9:39 | 9:51 | 10:11 | 10:26 |
| 10:25 | 10:37 | 10:56 | 11:11 |
| 11:10 | 11:22 | 11:41 | 11:56 |
| 11:54 | 12:07P | 12:26P | 12:41P |
| — | — | D12:37 | G12:53 |
| — | — | D12:38 | G12:54 |
| — | — | D12:39 | G12:55 |
| 12:39P | 12:52 | 1:11 | 1:28 |
| — | — | D1:47 | G2:05 |
| — | — | D1:48 | G2:06 |
| — | — | D1:49 | G2:07 |
| 1:24 | 1:37 | 1:56 | 2:13 |
| — | — | E2:17 | G2:35 |
| — | — | E2:18 | G2:36 |
| — | — | E2:19 | G2:37 |
| 2:08 | 2:21 | 2:41 | 2:58 |
| — | — | F3:17 | G3:35 |
| — | — | F3:18 | G3:36 |
| — | — | F3:19 | G3:37 |
| 2:53 | 3:06 | 3:26 | 3:43 |
| 3:37 | 3:50 | 4:11 | 4:28 |
| 4:20 | 4:35 | 4:56 | 5:11 |
| 5:05 | 5:20 | 5:41 | 5:56 |
| 5:54 | 6:09 | 6:26 | 6:40 |
| 6:41 | 6:54 | 7:11 | 7:24 |
| 7:36 | 7:49 | 8:05 | 8:17 |
| 8:37 | 8:47 | 9:03 | 9:15 |
| J9:32 | 9:42 | 9:58 | 10:10 |
| J10:31 | 10:41 | 10:57 | 11:09 |

Saturday, Sunday and Holiday Schedule

602

Eastbound Al Este (Approximate Times/Tiempos Aproximados)

| PACIFIC PALISADES | | BRENTWOOD | WESTWOOD |
|----------------------------|----------------|-----------------|----------------------------|
| 1 | 2 | 3 | 5 |
| Sunset & Pacific Coast Hwy | Sunset & Capri | Sunset & Church | Veteran & Federal Building |
| 5:32A | 5:45A | 5:53A | 6:09A |
| 6:16 | 6:30 | 6:39 | 6:55 |
| 7:01 | 7:15 | 7:24 | 7:41 |
| 7:46 | 8:00 | 8:09 | 8:26 |
| 8:31 | 8:45 | 8:54 | 9:11 |
| 9:16 | 9:30 | 9:40 | 10:00 |
| 10:00 | 10:15 | 10:25 | 10:45 |
| 10:45 | 11:00 | 11:10 | 11:30 |
| 11:30 | 11:45 | 11:55 | 12:16P |
| 12:15P | 12:30P | 12:40P | 1:01 |
| 1:00 | 1:15 | 1:25 | 1:46 |
| 1:45 | 2:00 | 2:10 | 2:31 |
| 2:30 | 2:45 | 2:55 | 3:16 |
| 3:15 | 3:30 | 3:39 | 4:00 |
| 4:00 | 4:15 | 4:24 | 4:45 |
| 4:45 | 5:00 | 5:09 | 5:30 |
| 5:30 | 5:45 | 5:54 | 6:15 |
| 6:15 | 6:30 | 6:39 | 7:00 |
| 7:00 | 7:15 | 7:24 | 7:43 |
| 7:45 | 8:00 | 8:09 | 8:26 |
| J8:36 | 8:50 | 8:59 | 9:16 |
| J9:31 | 9:45 | 9:53 | 10:10 |
| J10:26 | 10:40 | 10:48 | 11:05 |
| J11:23 | 11:37 | 11:45 | 12:02A |

Westbound Al Oeste (Approximate Times/Tiempos Aproximados)

| WESTWOOD | | PACIFIC PALISADES | |
|----------------------------|-------------------|-------------------|----------------------------|
| 5 | 4 | 2 | 1 |
| Veteran & Federal Building | Le Conte & Gayley | Sunset & Capri | Sunset & Pacific Coast Hwy |
| 6:03A | 6:13A | 6:28A | 6:41A |
| 6:39 | 6:49 | 7:04 | 7:18 |
| 7:23 | 7:34 | 7:49 | 8:03 |
| 8:06 | 8:18 | 8:34 | 8:49 |
| 8:48 | 9:00 | 9:19 | 9:34 |
| 9:33 | 9:45 | 10:04 | 10:19 |
| 10:18 | 10:30 | 10:49 | 11:05 |
| 11:04 | 11:16 | 11:34 | 11:51 |
| 11:48 | 12:01P | 12:19P | 12:36P |
| 12:32P | 12:45 | 1:04 | 1:21 |
| 1:17 | 1:30 | 1:49 | 2:06 |
| 2:02 | 2:15 | 2:34 | 2:51 |
| 2:46 | 2:59 | 3:19 | 3:36 |
| 3:31 | 3:44 | 4:04 | 4:21 |
| 4:18 | 4:31 | 4:49 | 5:04 |
| 5:00 | 5:16 | 5:34 | 5:49 |
| 5:45 | 6:01 | 6:19 | 6:35 |
| 6:37 | 6:50 | 7:09 | 7:25 |
| 7:36 | 7:49 | 8:07 | 8:20 |
| 8:37 | 8:47 | 9:05 | 9:18 |
| J9:32 | 9:42 | 10:00 | 10:12 |
| J10:31 | 10:41 | 10:58 | 11:10 |

Special Notes

- A** Trip starts at Allenford – Sunset 12-18 minutes before time shown and only operates on early school dismissals. Please phone Metro Information Center for exact days of operation.
- B** Trip starts at Allenford – Sunset 18 minutes before time shown and operates on school days Tuesdays and Thursdays only. Please phone Metro Information Center for exact days of operation.
- C** Trip starts at Allenford – Sunset 17 minutes before time shown and operates on school days Mondays, Wednesdays and Fridays only. Please phone Metro Information Center for exact days of operation.
- D** Trip starts at Allenford – Sunset approximately 2 minutes before time shown and operates on early school dismissals only. Please phone Metro Information Center for exact days of operation.
- E** Trip starts at Allenford – Sunset approximately 2 minutes before time shown and operates on school days Tuesday and Thursdays only. Please phone Metro Information Center for exact days of operation.
- F** Trip starts at Allenford – Sunset approximately 2 minutes before time shown and operates on school days Mondays, Wednesdays and Fridays only. Please phone Metro Information Center for exact days of operation.
- G** Upon arrival at Sunset - Pacific Coast Hwy trip continues East on Sunset to Temescal Canyon.
- H** Trip operates on school days only. Please phone Metro Information Center for exact days of operation.
- J** Trip follows the Late Night Detour Route as seen in INSET MAP 1.
- K** Trip starts at King & Figueroa at time shown.
- L** Trip ends at King & Figueroa at time shown.
- M** Trip ends at Le Conte – Westwood at time shown and will continue in service as Line 602 to Church – Sunset via Le Conte.

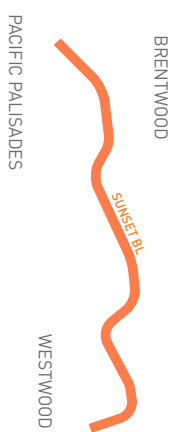
Avisos especiales

- A** Viaje comienza en Allenford – Sunset 12-18 minutos antes de la hora mostrada y opera sólo en los despidos escolares tempranos. Llame al Centro de Informacion de Metro para los dias exactos de operacion.
- B** Viaje comienza en Allenford – Sunset 18 minutos antes de la hora mostrada y opera solamente los martes y jueves en dias escolares. Llame al Centro de Informacion de Metro para los dias exactos de operacion.
- C** Viaje comienza en Allenford – Sunset 17 minutos antes de la hora mostrada y opera solamente los lunes, miércoles y viernes en dias escolares. Llame al Centro de Informacion de Metro para los dias exactos de operacion.
- D** Viaje comienza en Allenford – Sunset aproximadamente 2 minutos antes de la hora mostrada y opera sólo en los despidos escolares tempranos. Llame al Centro de Informacion de Metro para los dias exactos de operacion.
- E** Viaje comienza en Allenford – Sunset aproximadamente 2 minutos antes de la hora mostrada y opera solamente los martes y jueves en dias escolares. Llame al Centro de Informacion de Metro para los dias exactos de operacion.
- F** Viaje comienza en Allenford – Sunset aproximadamente 2 minutos antes de la hora mostrada y opera solamente los lunes, miércoles y viernes en dias escolares. Llame al Centro de Informacion de Metro para los dias exactos de operacion.
- G** A su llegada en Sunset - Pacific Coast Hwy viaje continua hacia el este a Temescal Canyon.
- H** Viaje opera solo en dias escolares. Llame al Centro de Informacion de Metro para los dias exactos de operacion.
- J** El viaje sigue la ruta del Late Night Detour Route como se ve en el INSET MAP 1.
- K** Viaje comienza en King y Figueroa a la hora mostrada.
- L** Viaje termina en King y Figueroa a la hora mostrada.
- M** Viaje termina en Le Conte - Westwood a la hora indicada y continuará en servicio como la Línea 602 a Church - Sunset via Le Conte.



Metro

Subject to change without notice
Sujeto a cambios sin previo aviso



metro.net
323.60.METRO
Wheelchair Hotline
800.621.7828

Travel Info
511
California Relay Service
711

Effective Dec 11 2022

Metro Local

602

Eastbound to Westwood
Westbound to Pacific Palisades
via Sunset Bl

Monday thru Sunday Late Night Schedule

2/602

Effective Dec 11 2022

Eastbound Al Este (Approximate Times / Tiempos Aproximados)

| BRENTWOOD | WESTWOOD | BEVERLY HILLS | HOLLYWOOD | LOS ANGELES | ECHO PARK | WESTLAKE | LOS ANGELES | | |
|-----------------|---------------------|------------------|------------------|------------------|--------------------------|-------------------|---------------------|---------------------|-------------|
| 6 | 7 | 2 | 3 | 4 | 5 | 6 | 8 | 9 | |
| Church & Sunset | Le Conte & Westwood | Sunset & Beverly | Sunset & Fairfax | Sunset & Western | Vermont / Sunset Station | Sunset & Alvarado | Wilshire & Alvarado | Hoover & Washington | Hill & King |
| 11:50P | 11:59P | 12:09A | 12:22A | 12:36A | 12:40A | 12:48A | 12:55A | 1:03A | 1:14A |
| 12:23A | 12:32A | 12:42 | 12:54 | 1:08 | 1:12 | 1:20 | 1:27 | 1:35 | 1:46 |
| 12:53 | 1:02 | 1:12 | 1:24 | 1:38 | 1:42 | 1:50 | 1:57 | 2:05 | 2:16 |
| 1:23 | 1:32 | 1:42 | 1:54 | 2:08 | 2:12 | 2:20 | 2:27 | 2:35 | 2:46 |

Monday thru Sunday Late Night Schedule

2/602

Westbound Al Oeste (Approximate Times / Tiempos Aproximados)

| LOS ANGELES | WESTLAKE | ECHO PARK | LOS ANGELES | HOLLYWOOD | BEVERLY HILLS | WESTWOOD | BRENTWOOD | | |
|-------------|---------------------|---------------------|-------------------|--------------------------|------------------|------------------|------------------|--------------------|-----------------|
| 9 | 8 | 7 | 6 | 5 | 4 | 3 | 2 | 1 | 6 |
| Hill & King | Hoover & Washington | Wilshire & Alvarado | Sunset & Alvarado | Vermont / Sunset Station | Sunset & Western | Sunset & Fairfax | Sunset & Beverly | Le Conte & Broxton | Church & Sunset |
| 10:12P | 10:22P | 10:29P | 10:37P | 10:47P | 10:52P | 11:08P | 11:20P | 11:30P | 11:38P |
| 10:44 | 10:54 | 11:01 | 11:09 | 11:18 | 11:22 | 11:37 | 11:48 | 11:58 | 12:06A |
| 11:17 | 11:27 | 11:34 | 11:42 | 11:51 | 11:55 | 12:08A | 12:19A | 12:28A | 12:36 |
| 11:57 | 12:07A | 12:14A | 12:22A | 12:30A | 12:33A | 12:45 | 12:56 | 1:05 | 1:13 |

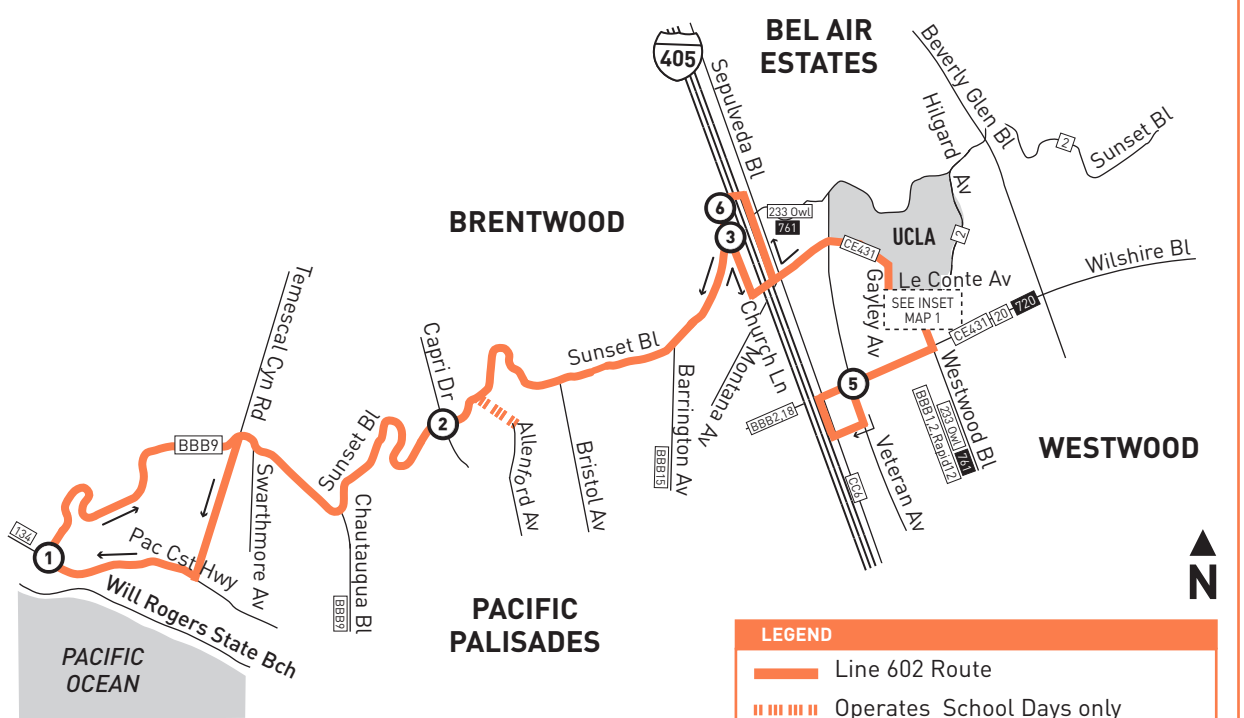
Saturday, Sunday and Holiday Schedules

Horarios de sábado, domingo y días feriados

Saturday, Sunday & Holiday schedule in effect on New Year's Day, Memorial Day, Independence Day, Labor Day, Thanksgiving Day and Christmas Day.

Horarios de sábado domingo y días feriados en vigor para New Year's Day, Memorial Day, Independence Day, Labor Day, Thanksgiving Day y Christmas Day.

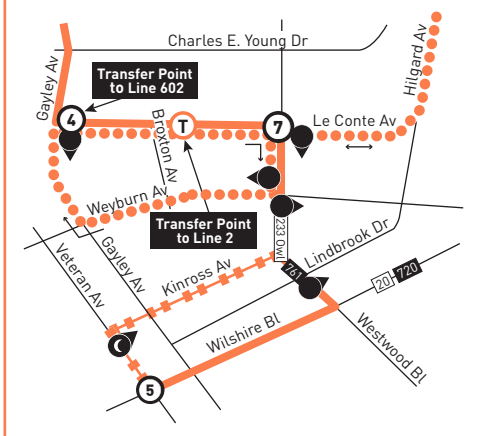
ROUTE MAP



LEGEND

- Line 602 Route
- Operates School Days only
- Local Stop Timepoint
- Local Stop Timepoint - Single Direction Only
- AV Antelope Valley Transit Authority
- BBB Santa Monica's Big Blue Bus
- CC Culver CityBus
- CE LADOT Commuter Express

INSET MAP 1



INSET 1

- Line 602 Route
- Line 2 Route
- Late Night Detour Route or When Construction Barricades are Present
- Late Night Detour Route Stop or When Construction Barricades are Present
- Local Stop - Single Direction Only
- Transfer Point to Lines 2 to LA
- Transfer Point to Line 602 Shuttle to PCH

Lose something?

Learn more about Metro's Lost & Found service. Visit metro.net/lostandfound or call 323.937.8920.

