

Monday through Friday

Effective Dec 10 2023

230

Northbound Al Norte (Approximate Times / Tiempos Aproximados)

STUDIO CITY	NORTH HOLLYWOOD	SUN VALLEY	PACOIMA	SYLMAR
1	2	3	4	5
Ventura Place & Ventura	Laurel Canyon G Line Station	Laurel Canyon & Roscoe	Laurel Canyon & Van Nuys	Sylmar Station
4:53A	5:00A	5:13A	5:23A	5:34A
5:20	5:27	5:40	5:51	6:02
5:40	5:47	6:00	6:12	6:23
6:00	6:07	6:21	6:33	6:46
6:20	6:27	6:41	6:54	7:08
6:40	6:48	7:02	7:17	7:31
7:00	7:08	7:24	7:39	7:54
7:20	7:28	7:44	7:59	8:14
7:40	7:48	8:04	8:18	8:33
8:00	8:09	8:25	8:39	8:54
8:20	8:29	8:45	8:59	9:14
8:43	8:52	9:08	9:22	9:37
9:13	9:22	9:38	9:52	10:07
9:41	9:51	10:08	10:22	10:37
10:10	10:20	10:38	10:52	11:07
10:40	10:50	11:08	11:22	11:37
11:10	11:20	11:38	11:52	12:07P
11:39	11:50	12:08P	12:22P	12:37
12:09P	12:20P	12:38	12:52	1:07
12:39	12:50	1:08	1:22	1:37
1:09	1:20	1:39	1:53	2:08
1:39	1:50	2:09	2:23	2:38
2:04	2:16	2:36	2:50	3:05
2:28	2:40	3:01	3:16	3:32
2:39	2:51	3:12	3:27	3:44
2:48	3:00	3:21	3:36	3:53
3:07	3:20	3:41	3:56	4:14
3:26	3:40	4:01	4:16	4:34
3:38	3:52	4:13	4:28	4:46
3:46	4:00	4:21	4:36	4:54
4:06	4:20	4:41	4:56	5:13
4:27	4:41	5:01	5:16	5:33
4:48	5:01	5:21	5:36	5:52
5:10	5:22	5:41	5:55	6:10
5:41	5:52	6:09	6:22	6:36
6:11	6:22	6:39	6:52	7:05
6:43	6:52	7:09	7:21	7:34
7:14	7:23	7:39	7:51	8:04
7:52	8:00	8:14	8:26	8:38
8:37	8:45	8:59	9:11	9:23
9:28	9:36	9:50	10:01	10:12
10:27	10:35	10:47	10:58	11:09

Monday through Friday

230

Southbound Al Sur (Approximate Times / Tiempos Aproximados)

SYLMAR	PACOIMA	SUN VALLEY	NORTH HOLLYWOOD	STUDIO CITY
5	4	3	2	1
Sylmar Station	Laurel Canyon & Van Nuys	Laurel Canyon & Roscoe	Laurel Canyon G Line Station	Ventura Place & Ventura
5:03A	5:16A	5:26A	5:40A	5:46A
5:30	5:43	5:53	6:07	6:13
5:51	6:05	6:16	6:30	6:37
6:11	6:25	6:36	6:52	6:59
6:31	6:45	6:56	7:13	7:22
6:49	7:04	7:16	7:35	7:44
7:06	7:23	7:36	7:55	8:04
7:24	7:41	7:56	8:15	8:24
7:46	8:03	8:16	8:35	8:44
8:06	8:23	8:36	8:54	9:03
8:26	8:43	8:56	9:13	9:22
8:57	9:13	9:26	9:43	9:52
9:27	9:43	9:56	10:13	10:22
9:57	10:13	10:26	10:43	10:52
10:27	10:43	10:56	11:13	11:22
10:57	11:13	11:26	11:43	11:52
11:27	11:43	11:56	12:14P	12:23P
11:56	12:13P	12:26P	12:44	12:53
12:26P	12:43	12:56	1:14	1:23
12:55	1:12	1:26	1:44	1:53
1:25	1:42	1:56	2:14	2:23
1:55	2:12	2:26	2:44	2:53
2:18	2:35	2:49	3:07	3:16
2:38	2:55	3:09	3:27	3:36
—	3:25	3:10	3:28	3:37
2:57	3:15	3:29	3:47	3:56
3:17	3:36	3:50	4:07	4:16
3:41	4:00	4:13	4:29	4:37
—	4:01	4:14	4:30	4:38
4:03	4:20	4:33	4:49	4:57
4:23	4:40	4:53	5:09	5:17
4:43	5:00	5:13	5:29	5:37
5:03	5:20	5:33	5:49	5:57
5:24	5:41	5:53	6:09	6:17
5:54	6:10	6:22	6:38	6:46
6:28	6:44	6:56	7:12	7:19
7:00	7:15	7:26	7:40	7:47
7:35	7:50	8:01	8:14	8:20
8:12	8:27	8:37	8:50	8:56
8:49	9:04	9:14	9:26	9:32
9:35	9:49	9:59	10:11	10:17
10:25	10:39	10:49	11:01	11:07

Saturday

230

Northbound Al Norte (Approximate Times / Tiempos Aproximados)


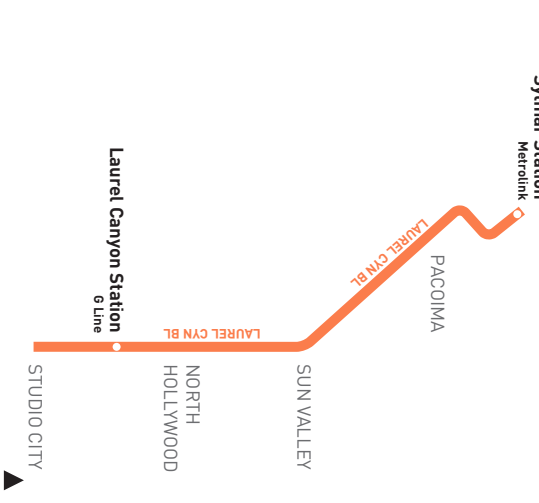
STUDIO CITY	NORTH HOLLYWOOD	SUN VALLEY	PACOIMA	SYLMAR
1	2	3	4	5
Ventura Place & Ventura	Laurel Canyon G Line Station	Laurel Canyon & Roscoe	Laurel Canyon & Van Nuys	Sylmar Station
5:15A	5:23A	5:35A	5:46A	5:58A
5:54	6:03	6:14	6:28	6:40
6:29	6:38	6:51	7:03	7:17
7:01	7:10	7:25	7:38	7:52
7:34	7:44	8:00	8:13	8:27
8:08	8:18	8:35	8:48	9:03
8:43	8:53	9:10	9:23	9:39
9:18	9:28	9:45	9:58	10:14
9:53	10:03	10:20	10:33	10:49
10:27	10:37	10:55	11:08	11:24
11:03	11:13	11:31	11:44	12:00P
11:39	11:49	12:07P	12:20P	12:36
12:13P	12:23P	12:41	12:54	1:10
12:47	12:57	1:15	1:28	1:44
1:22	1:32	1:50	2:03	2:19
1:57	2:07	2:25	2:38	2:54
2:32	2:42	3:00	3:13	3:27
3:08	3:18	3:35	3:48	4:02
3:45	3:55	4:12	4:25	4:39
4:20	4:30	4:47	5:00	5:14
4:55	5:05	5:21	5:34	5:48
5:30	5:40	5:56	6:09	6:23
6:08	6:18	6:34	6:46	7:00
6:47	6:56	7:12	7:24	7:37
7:28	7:37	7:53	8:05	8:18
8:28	8:37	8:51	9:03	9:15
9:28	9:37	9:50	10:01	10:12
10:27	10:35	10:47	10:58	11:09

Saturday

230

Southbound Al Sur (Approximate Times / Tiempos Aproximados)

SYLMAR	PACOIMA	SUN VALLEY	NORTH HOLLYWOOD	STUDIO CITY
5	4	3	2	1
Sylmar Station	Laurel Canyon & Van Nuys	Laurel Canyon & Roscoe	Laurel Canyon G Line Station	Ventura Place & Ventura
5:17A	5:31A	5:41A	5:54A	5:59A
5:50	6:04	6:14	6:28	6:34
6:28	6:42	6:53	7:09	7:16
7:02	7:17	7:28	7:44	7:51
7:36	7:51	8:03	8:19	8:26
8:11	8:26	8:38	8:54	9:01
8:44	9:01	9:14	9:30	9:38
9:19	9:36	9:49	10:05	10:13
9:54	10:11	10:24	10:40	10:49
10:30	10:47	11:00	11:16	11:25
11:04	11:21	11:34	11:52	12:01P
11:38	11:56	12:10P	12:28P	12:37
12:12P	12:31P	12:45	1:03	1:12
12:47	1:06	1:20	1:37	1:46
1:21	1:40	1:54	2:11	2:19
1:57	2:16	2:29	2:45	2:53
2:33	2:51	3:04	3:20	3:28
3:08	3:26	3:39	3:55	4:03
3:43	4:01	4:14	4:30	4:37
4:19	4:37	4:50	5:06	5:13
4:55	5:13	5:26	5:42	5:49
5:30	5:48	6:01	6:17	6:24
6:09	6:25	6:37	6:52	6:59
6:45	7:01	7:13	7:28	7:35
7:23	7:38	7:50	8:04	8:11
8:26	8:41	8:51	9:04	9:10
9:24	9:39	9:49	10:02	10:08

Effective Dec 10 2023

230

Metro Local
Northbound to Sylmar Station
Southbound to Studio City
Via Laurel Canyon BL

metro.net 323.60.METRO 511
Wheelchair Hotline 800.621.7828
Travel Info 511
California Relay Service 711

Subject to change without notice
Sujeto a cambios sin previo aviso

Sunday and Holiday

Effective Dec 10 2023

230

Northbound Al Norte (Approximate Times / Tiempos Aproximados)

STUDIO CITY	NORTH HOLLYWOOD	SUN VALLEY	PACOIMA	SYLMAR
1	2	3	4	5
Ventura Place & Ventura	Laurel Canyon G Line Station	Laurel Canyon & Roscoe	Laurel Canyon & Van Nuys	Sylmar Station
7:02A	7:10A	7:25A	7:38A	7:52A
7:36	7:44	8:00	8:13	8:27
8:10	8:18	8:35	8:48	9:03
8:45	8:53	9:10	9:23	9:39
9:20	9:28	9:45	9:58	10:14
9:55	10:03	10:20	10:33	10:49
10:30	10:38	10:56	11:09	11:25
11:05	11:13	11:31	11:44	12:00P
11:40	11:48	12:06P	12:19P	12:35
12:15P	12:23P	12:41	12:54	1:10
12:49	12:57	1:15	1:28	1:44
1:24	1:32	1:50	2:03	2:19
1:59	2:07	2:25	2:38	2:54
2:34	2:42	3:00	3:13	3:27
3:10	3:18	3:35	3:48	4:02
3:45	3:55	4:12	4:25	4:39
4:20	4:30	4:47	5:00	5:14
4:55	5:05	5:21	5:34	5:48
5:30	5:40	5:56	6:09	6:23
6:08	6:18	6:34	6:46	7:00
6:47	6:56	7:12	7:24	7:37
7:28	7:37	7:53	8:05	8:18
8:28	8:37	8:51	9:03	9:15
9:28	9:37	9:50	10:01	10:12
10:27	10:35	10:47	10:58	11:09

Sunday and Holiday

230

Southbound Al Sur (Approximate Times / Tiempos Aproximados)

SYLMAR	PACOIMA	SUN VALLEY	NORTH HOLLYWOOD	STUDIO CITY
5	4	3	2	1
Sylmar Station	Laurel Canyon & Van Nuys	Laurel Canyon & Roscoe	Laurel Canyon G Line Station	Ventura Place & Ventura
6:29A	6:43A	6:54A	7:10A	7:21A
7:02	7:17	7:28	7:44	7:55
7:36	7:51	8:03	8:19	8:32
8:11	8:26	8:38	8:54	9:07
8:44	9:01	9:14	9:30	9:43
9:19	9:36	9:49	10:05	10:18
9:54	10:11	10:24	10:40	10:53
10:30	10:47	11:00	11:16	11:29
11:04	11:21	11:34	11:52	12:05P
11:38	11:56	12:10P	12:28P	12:41
12:12P	12:31P	12:45	1:03	1:16
12:47	1:06	1:20	1:37	1:50
1:21	1:40	1:54	2:11	2:24
1:57	2:16	2:29	2:45	2:58
2:33	2:51	3:04	3:20	3:28
3:08	3:26	3:39	3:55	4:03
3:43	4:01	4:14	4:30	4:37
4:19	4:37	4:50	5:06	5:13
4:55	5:13	5:26	5:42	5:49
5:30	5:48	6:01	6:17	6:24
6:09	6:25	6:37	6:52	6:59
6:45	7:01	7:13	7:28	7:35
7:23	7:38	7:50	8:04	8:11
8:26	8:41	8:51	9:04	9:10
9:24	9:39	9:49	10:02	10:08

Special Notes

- A Trip operates school days only, except Tuesdays, call Metro for more information.
- B Trip operates on Tuesday School days only, call Metro for more information.
- C Trip originates at Laurel Canyon & Ventura at time shown. See inset map 2 for Sunday morning route.
- D Trip terminates at Laurel Canyon & Ventura at time shown. See inset map 2 for Sunday morning route.

Avisos especiales

- A El viaje opera solo los días escolares, excepto los martes, llame a Metro para obtener más información.
- B El viaje opera solo los martes en días escolares, llame a Metro para obtener más información.
- C El viaje se origina en Laurel Canyon y Ventura a la hora que se muestra. Ver el mapa 2 inserto para la ruta del domingo por la mañana.
- D El viaje termina en Laurel Canyon y Ventura a la hora indicada. Ver el mapa 2 inserto para la ruta del domingo por la mañana.

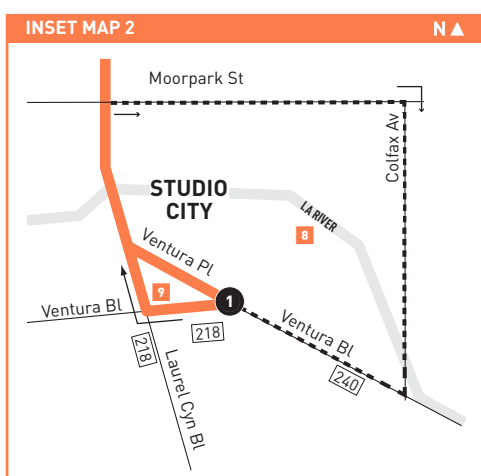
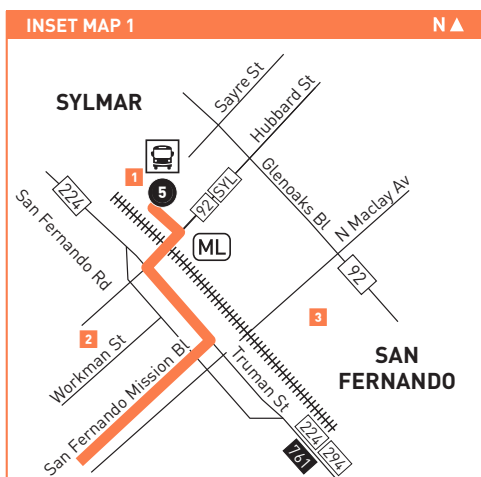
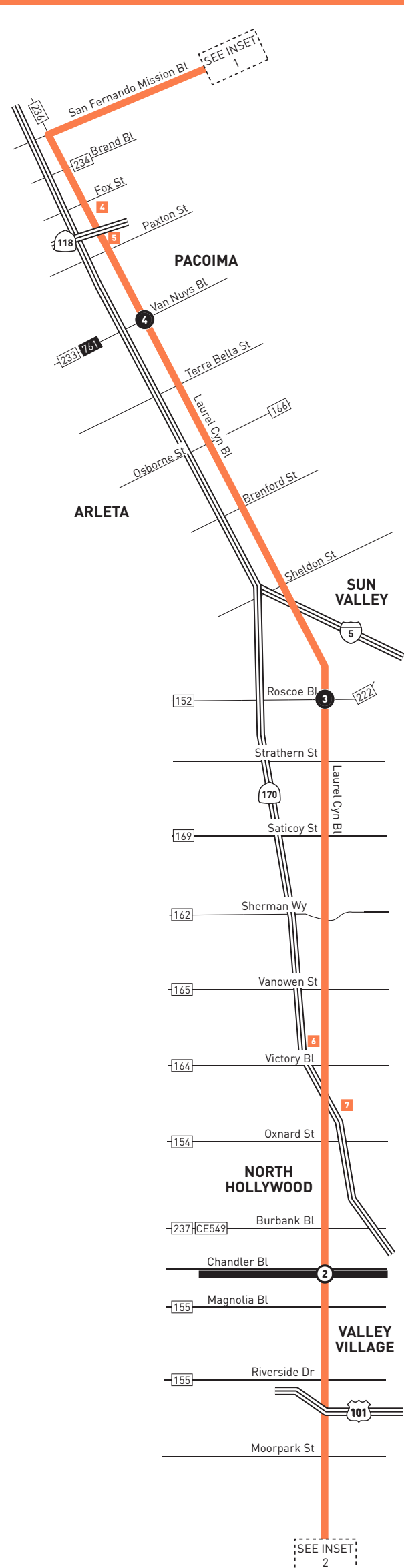
Sunday and Holiday Schedules

Sunday and Holiday Schedule in effect on New Year's Day, Memorial Day, Independence Day, Labor Day, Thanksgiving Day and Christmas Day.

Horarios de domingo y días feriados

Horarios de domingo y días feriados en efecto para año nuevo, día conmemorativo, cuatro de julio, día del trabajo, día de acción de gracias, y Navidad.

ROUTE MAP



- #### MAP NOTES
- 1 Sylmar Station
Metro 92, 224, 230, 234, 235, 236, 294, 761; CE574; LADOT Sylmar DASH; Metrolink Antelope Valley Line
 - 2 Las Palmas Park
 - 3 San Fernando Courthouse and City Hall
 - 4 San Fernando High School
 - 5 Richie Valens Park
 - 6 Valley Plaza
 - 7 Laurel Plaza
 - 8 CBS Studio Center
 - 9 Farmers Market (Sundays)

- #### LEGEND
- Route of Line 230
 - # Local Stop Timepoint
 - Metro G Line
 - # Metro G Line Station & Timepoint
 - Transit Center
 - ML Metrolink Station
 - CE LADOT Commuter Express
 - SYL LADOT Sylmar DASH

- #### INSET MAP 2 LEGEND
- Farmers Market Detour - Sundays 6:00a.m. - 3:00p.m.
 - Los Angeles River

Lose something?

Learn more about Metro's Lost & Found service. Visit metro.net/lostandfound or call 323.937.8920.

